



2023 GENDER PAY GAP REPORT



Introduction

Würth UK Limited is part of the Würth Group. We are committed to equality within our workforce. We are an organisation where people learn from each other, where strategies are developed together, and where partnership is lived.

We understand the importance of diversity and inclusion. We also recognise that gender does not necessarily simply relate to male or female, but the legislation dictates that we compare the pay of males and females within our organisation. We take this very seriously – whilst the figures may not tell the whole picture, they will serve to raise awareness and give rise to important questions.



MD-Support

FELIX PLAZZA



MD-Sales

VINCENT SZYMCZAK



Head of HR

AMANDA HORDON



What the Legislation Requires

Gender pay gap legislation requires employers in the UK with 250 employees or more to calculate and publish on an annual basis gender pay gap data. This must be based on figures taken on 5th of April each year.

The gender pay gap is a measure of the difference in average earnings between men and women. The gender pay gap differs from equal pay as it is concerned with the differences in average pay regardless of role.

We are, in particular, required to produce the following:

- Overall gender pay gap figures for relevant employees, calculated using both the *mean* and *median* average hourly pay. The mean hourly rate is the average hourly wage across the entire organisation; the mean gender pay gap is a measure of the difference between women's mean hourly wage and man's hourly wage. The median hourly rate is calculated by ranking all employees from the highest paid to the lowest paid and taking the hourly wage of the person in the middle; the median gender pay gap is the difference between women's median hourly wage (the middle paid woman) and men's median hourly wage (the middle paid man).
- Information on any gender bonus gap, which is the difference between men's and women's mean and median bonus pay over a twelve-month period.
- The proportion of men and women receiving a bonus payment in the same twelve-month period.
- The proportion of men and women in each of four pay bands (quartiles), based on the company's overall pay range. Pay quartiles are calculated by splitting all employees in our organisation into four even groups according to their level of pay. This information will therefore show how the gender pay gap differs across the organisation, at different levels of seniority.

The figures in this gender pay report for Würth UK for 2023 have been reached using the mechanisms set out in the gender pay gap reporting legislation.



What Our Data Shows

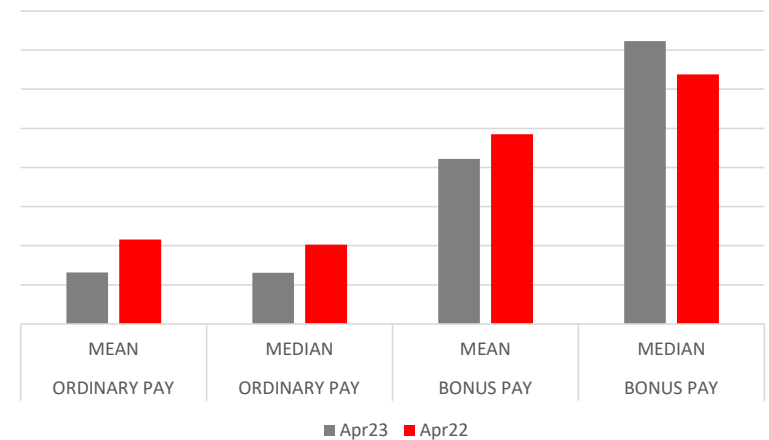
Our 2023 figures show a reduction in our gender pay gap mean and median compared to the previous snapshot in 2022. The mean gender bonus pay gap has also decreased but the median gender bonus pay gap has increased.

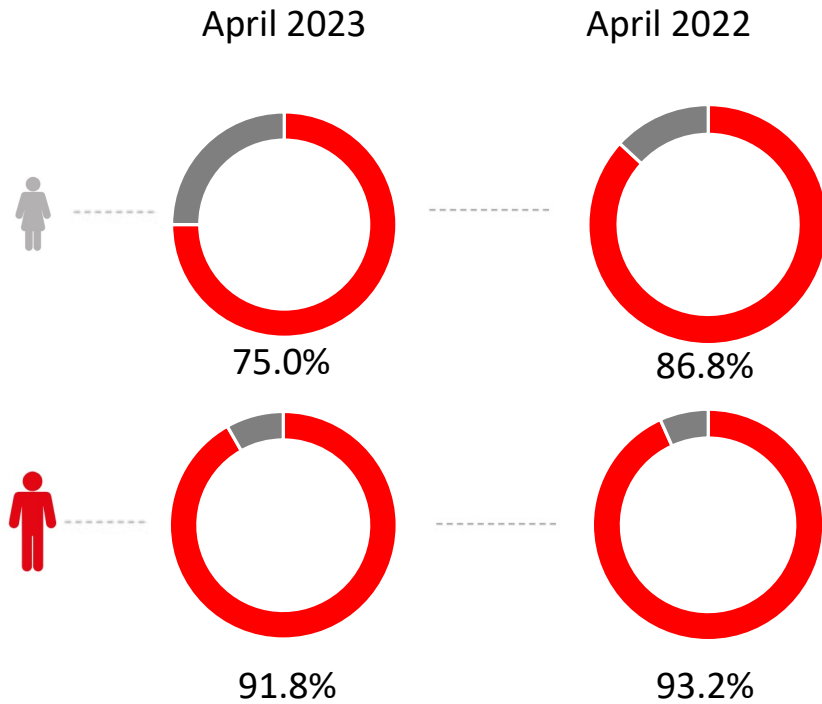
Gap% MALE-FEMALE		APRIL 23	APRIL 22
ORDINARY PAY	MEAN	13.2%	21.6%
ORDINARY PAY	MEDIAN	13.1%	20.3%
BONUS PAY	MEAN	42.2%	48.5%
BONUS PAY	MEDIAN	72.3%	63.8%

Pay and Bonus Gap

The table below shows Würth UK's mean and median hourly gender pay gap (as at 5th April 2023 and 5th April 2022, for comparison) and bonus gap (for the 12 months to 5th April 2023 and the 12 months to 5th April 2022).

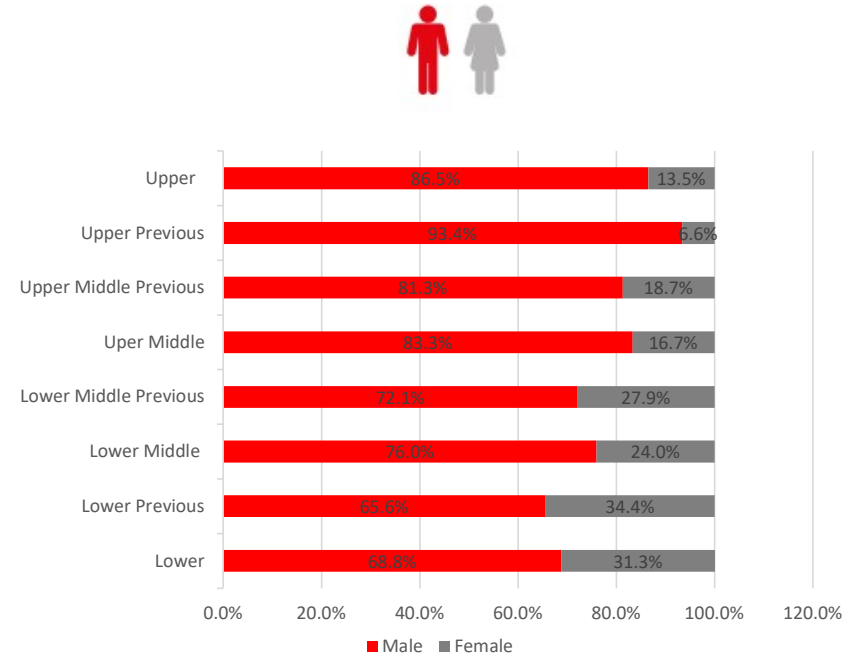
For the pay gaps, a positive % indicates the extent to which women earn, on average, less per hour and any negative % indicates how much women earn more per hour than their male counterparts. The calculations below include all elements of pay as defined in the regulations.





Proportion of employees receiving a bonus

The below table shows that a slightly higher proportion of male staff received a bonus in 2023 compared to the proportion of female staff, although there has been an improvement in the difference as compared to April 2022.



Pay Quartiles

The below table shows the proportion of male and female employees according to quartile pay bands. Currently, more male than female staff are recruited at each quartile.

What is Causing the Gap?

We are comfortable that the pay and bonus gap is not linked to pay inequality based on gender. We are committed to offering salaries which are fair and designed to attract and retain strong performers, irrespective of gender.

Whilst men and women will be paid equally for carrying out equivalent jobs within our business, we are aware that there are more males in senior positions than females at present.



Steps To Improve Our Gap

We will continue to seek to address the gender pay gap and gender bonus gap and to ensure our policies and procedures remain fair and non-discriminatory.

- In particular, we will ensure decisions around performance and pay reviews are appropriate.
- Bonus and salary structures are regularly reviewed.
- We are also reviewing our recruitment strategies to ensure equality.
- Further, as a group we are currently taking on the topic of Diversity on a larger scale. It forms part of the Group's strategy towards 2026, including defined ambition levels, and as Wurth UK we will inspire to be the front runner in this topic.
- There is a strong focus on females being offered Leadership Mentor Programs within Wurth UK. The Managing Directors are mentoring female talents through their knowledge and expertise.



 **WÜRTH**



2023 GENDER PAY GAP REPORT

Würth UK Ltd.
1 Centurion Way, Erith,
Kent, DA18 4AE
United Kingdom

T: 03300 555444
F: 03300555666
E: contact@wurth.co.uk
W: www.wurth.co.uk

Würth UK Ltd. All rights reserved.
Please do not replicate or try to copy
anything within this documents. All
information is correct at the time of
going to print and may change
without notice.

